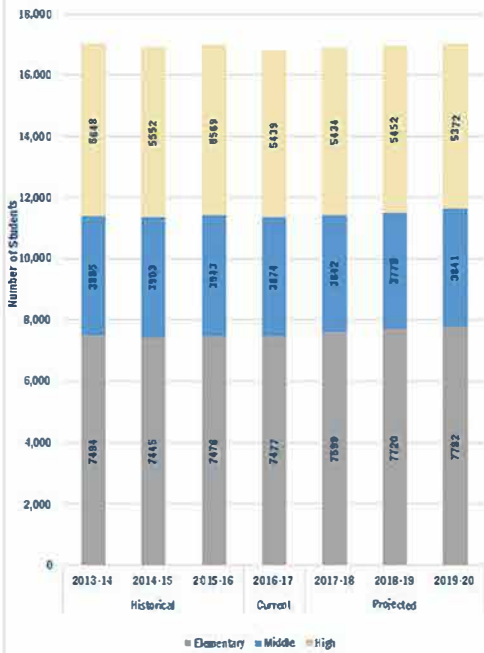



Enrollment



Francis Howell School District



Francis Howell School District

FY18 Budget Preview

www.fhdschools.org

District Boundaries



FHSD encompasses over 150 square miles in the southeast corner of St. Charles County.

Board of Education

Rene Cope, President

Chad Lange, Vice President

Sandy Ferguson, Treasurer

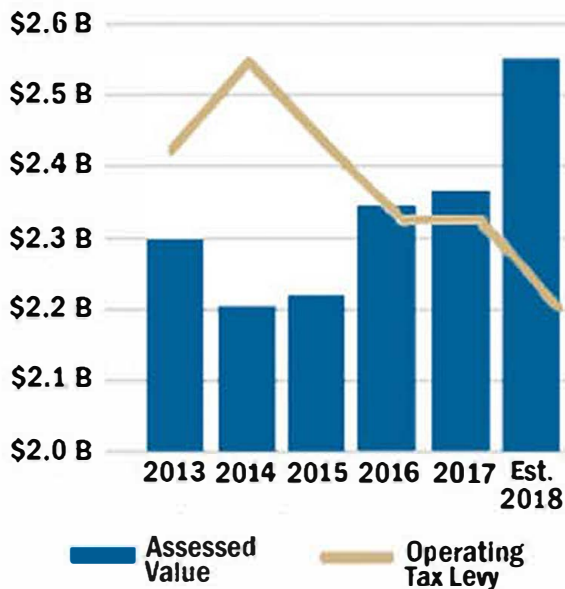
Mike Hoehn, Director

Mary Lange, Director

Patrick Lane, Director

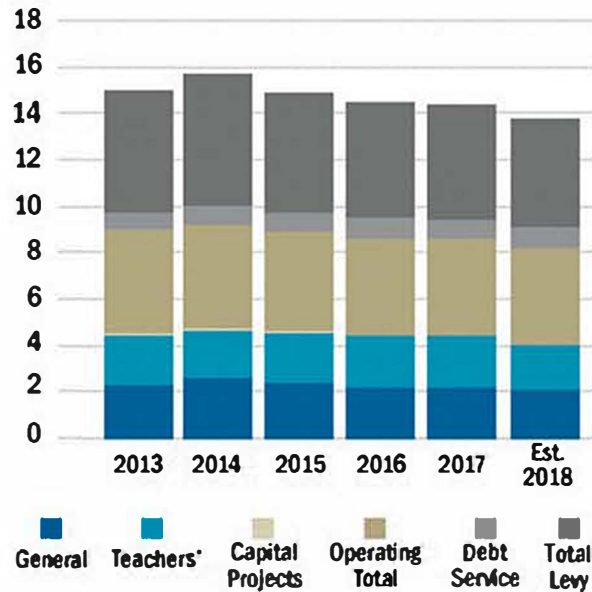
Michelle Walker, Director

Assessed Value



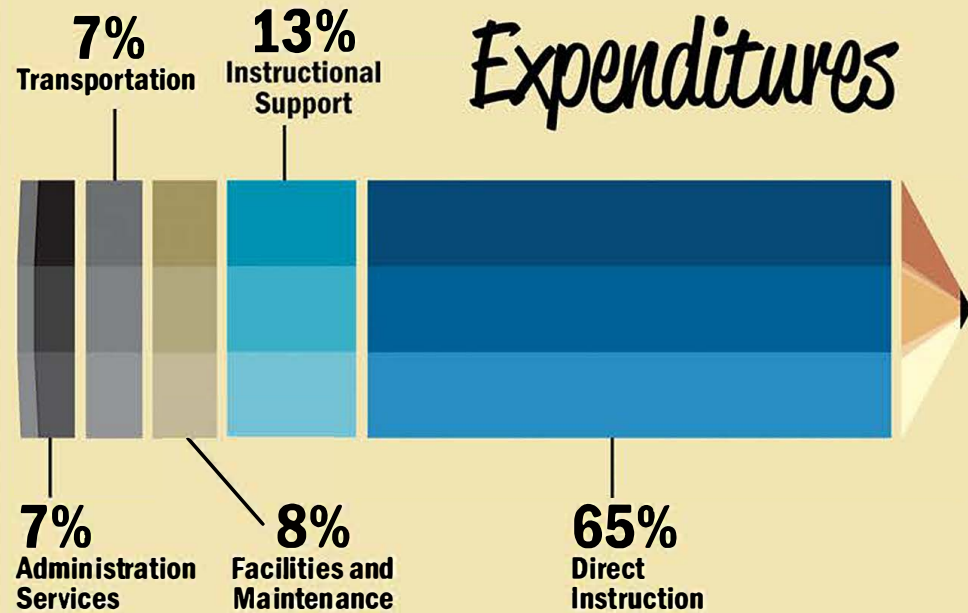
Estimated 2018 represents fiscal year 2017-18, which includes 2017 reassessment values on real and personal property. Total assessed values (AV) now exceed the pre-recession level, but annual growth remains lower than pre-2009. FY18 assessed values increased by \$127,109,673. As AV increases, the Hancock Amendment requires that the tax rate be reduced so that the FHSD only captures growth on existing property equal to the CPI, which is calculated at 2.1% for FY18.

Tax Rate

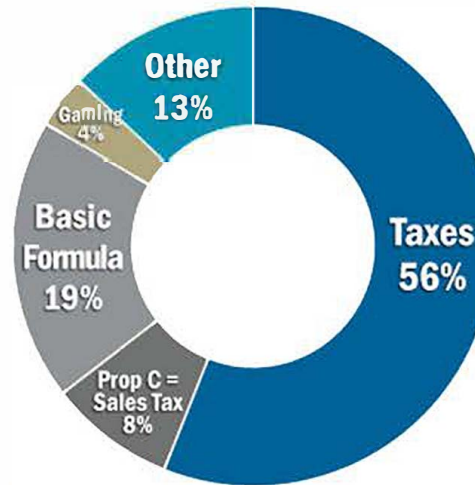


An individual's tax bill is determined by applying the tax rate against each \$100 of assessed valuation. A FHSD taxpayer would calculate their tax amount by taking the market value of their home and applying the Residential Property rate of 19%. This amount is the assessed value, which is then divided by 100. This amount is then multiplied by the tax rate. This calculation would yield a tax bill of \$2,305 on real property with a \$250,000 market valuation.

How Money is Spent



Major Revenues

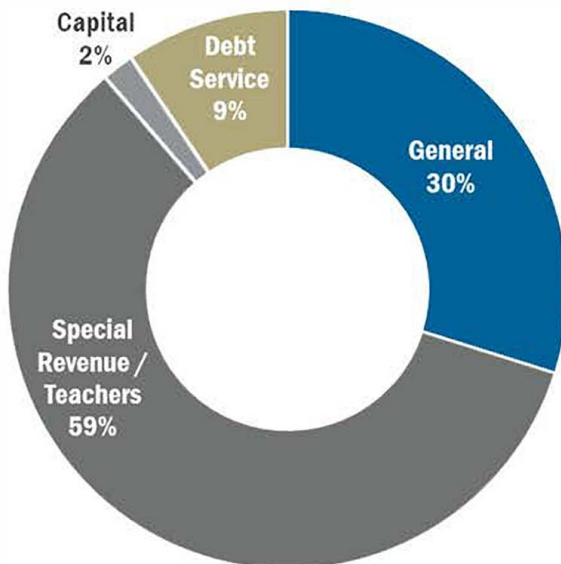


87% of revenue comes from three sources

Budget Summary

Category	2017-18 Preliminary Budget	% of Total Budget
Certified Salaries	\$ 94,851,672	50.77%
Non-Certified Salaries	\$ 23,844,535	12.76%
Retirement	\$ 16,485,930	8.83%
Medical Insurance	\$ 17,142,833	9.18%
Other Benefits	\$ 4,601,798	2.46%
Instructional	\$ 2,248,434	1.20%
Professional	\$ 2,343,308	1.25%
Repair and Maintenance	\$ 1,392,385	0.75%
Transportation	\$ 12,400,007	6.64%
Property Insurance	\$ 1,831,129	0.98%
Other	\$ 1,968,779	1.05%
Supplies	\$ 3,684,433	1.97%
Textbooks	\$ 455,017	0.24%
Utilities	\$ 3,558,814	1.91%
	\$ 186,809,074	

Budget by Funds



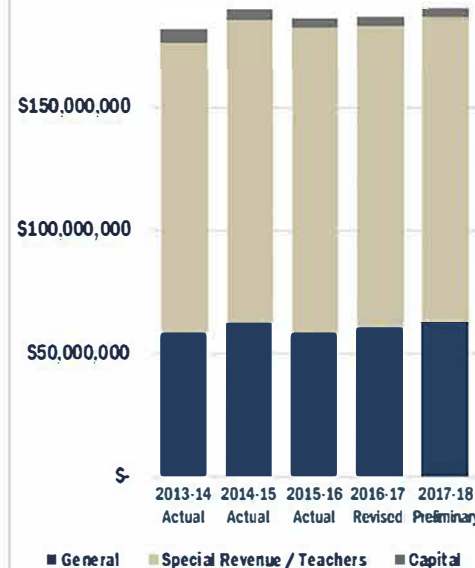
General (Incidental) Fund: The fund used to account for all financial resources except those required to be accounted for in other funds.

Special Revenue (Teachers') Fund: The fund used to account for revenue sources legally restricted to expenditures for certified staff salaries and benefits, and tuition payments to other school districts.

Capital Projects Fund: The fund that accounts for all facility acquisition, all construction, all lease purchase principal and interest payments, and all other capital outlay expenditures.

Debt Service Fund: The fund used to account for the accumulation of resources for, and the payment of, general long-term debt principal, interest, and paying agents' fees.

Total Operating Funds



Top 5 Taxpayers

Top 5 Taxpayers account for \$57 million in Assessed Value (AV) or approximately 2.3% of overall AV as FHSD is more of a bedroom community.

